

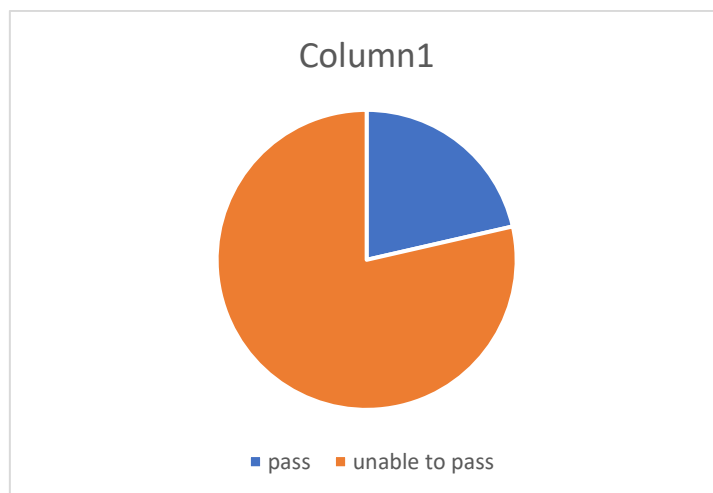
ANNUAL REPORT (BBA)

The following table provides a comprehensive overview of the annual results for both Honours and Non-Honours courses in the college:

| session | course | Appeared | | | 1 st div | 2 nd div | Simple pass | Total pass | | | % |
|---------|--------------|-----------|----------|-----------|---------------------|---------------------|-------------|------------|-----------|-----------|---------------|
| | | M | F | Total | | | | M | F | Total | |
| 2022 | HRM | 7 | 7 | 14 | 9 | 0 | 2 | 5 | 6 | 11 | 78.57 % |
| | MKT | 7 | 1 | 8 | 2 | 0 | 0 | 2 | 0 | 2 | 25% |
| | FIN | 4 | 1 | 5 | 2 | 0 | 3 | 4 | 1 | 5 | 100 % |
| | Total | 18 | 9 | 27 | 13 | 0 | 05 | 11 | 07 | 18 | 66.67% |

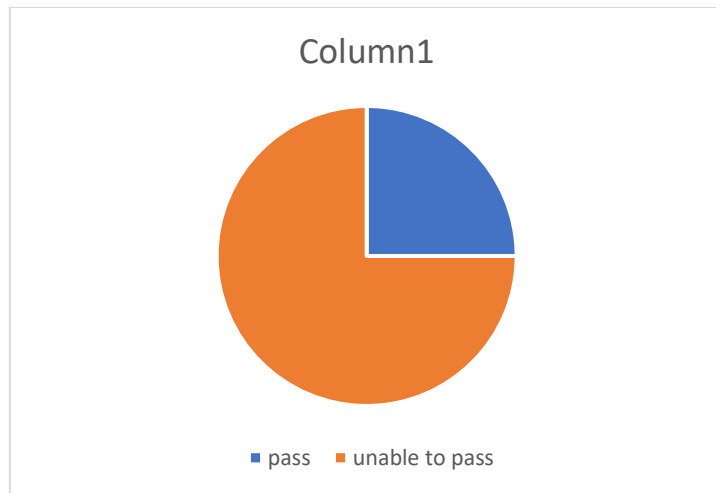
HRM:

- **Total Appeared:** 14
- **1st Division:** 9 (M: 5, F: 4)
- **2nd Division:** 0
- **Simple Pass:** 2 (M: 1, F: 1)
- **Total Pass:** 11 (M: 6, F: 5)
- **Pass Percentage:** 78.57 %



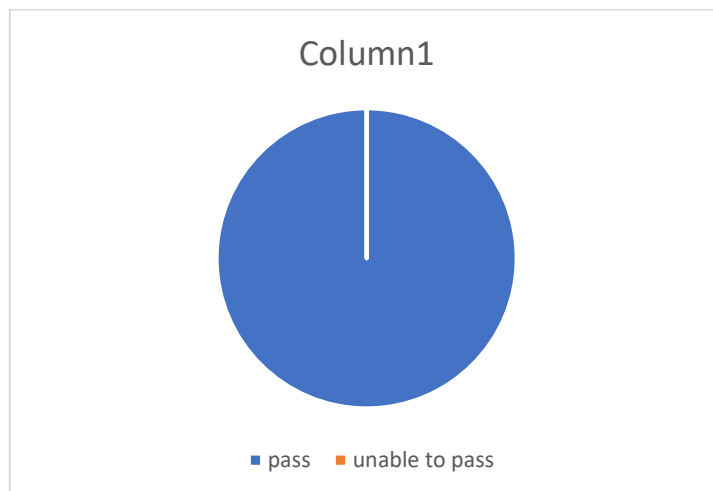
MKT:

- **Total Appeared: 8**
- **1st Division: 2 (M: 2, F: 0)**
- **2nd Division: 0**
- **Simple Pass: 0**
- **Total Pass: 2 (M: 2, F: 0)**
- **Pass Percentage: 25%**



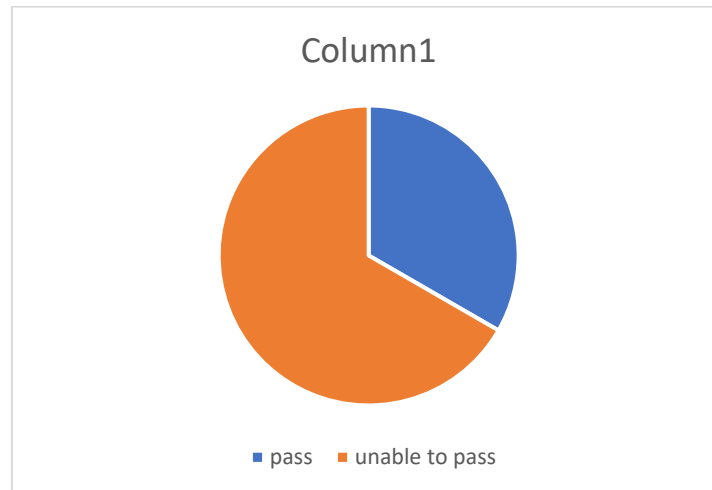
FIN:

- **Total Appeared: 5**
- **1st Division: 2 (M: 1, F: 1)**
- **2nd Division: 0**
- **Simple Pass: 3 (M: 1, F: 2)**
- **Total Pass: 5 (M: 2, F: 3)**
- **Pass Percentage: 100 %**



Overall Performance:

- **Total Students Appeared:** 27
- **Total 1st Division:** 13 (M: 8, F: 5)
- **Total 2nd Division:** 0
- **Total Simple Pass:** 5 (M: 2, F: 3)
- **Total Pass:** 18 (M: 11, F: 7)
- **Overall Pass Percentage:** 66.67%



Analysis:

1. The HRM course has shown significant improvement, with a pass percentage of 78.57%. This indicates a positive response to any changes or interventions implemented.
2. The MKT course still has a lower pass percentage at 25%. It is important to investigate further and identify areas for improvement to enhance student success in this course.
3. The FIN course has achieved a perfect pass percentage of 100%. This is a commendable achievement, and efforts should be made to understand the factors contributing to this success for potential application in other courses.

Recommendations:

1. Conduct a detailed analysis of the factors that led to the substantial improvement in the HRM course and consider implementing similar strategies in other courses.
2. Further investigate the MKT course to identify specific challenges or areas where students may be struggling, and implement targeted interventions to improve outcomes.
3. Celebrate the success of the FIN course and explore the practices that contributed to the 100% pass rate. Share these best practices across other courses to promote overall excellence.
4. Continue to gather feedback from students and instructors to identify any ongoing challenges and areas for improvement in the overall academic experience.